

## Second Class Timetable

Dates: March 30<sup>th</sup> – April 3<sup>rd</sup> 2020

Monday	Tuesday	Wednesday	Thursday	Friday
<p><b>PE:</b> PE with Joe  <a href="https://www.youtube.com/watch?v=Rz0go1pTda8">https://www.youtube.com/watch?v=Rz0go1pTda8</a></p>	<p><b>PE:</b> PE with Joe  <a href="https://www.youtube.com/watch?v=6v-a_dpwhro">https://www.youtube.com/watch?v=6v-a_dpwhro</a></p>	<p><b>PE:</b> Cosmic Kids Yoga  <a href="https://www.youtube.com/watch?v=Wsy2L9VvX90">https://www.youtube.com/watch?v=Wsy2L9VvX90</a></p>	<p><b>PE:</b> Do a dance from Go Noodle  <a href="http://www.gonoodle.com">www.gonoodle.com</a></p>	<p><b>PE:</b> Do a dance from Go Noodle  <a href="http://www.gonoodle.com">www.gonoodle.com</a></p>
<p><b>Maths:</b> Practice counting in 10's up to 250.</p> <p>Complete Monday's section of Master Your Maths (page 6) from CJ Fallon. (<a href="http://www.cifallon.ie">www.cifallon.ie</a> – please see instructions below for how to access workbooks). Write your answers on a page, or say them out loud.</p>	<p><b>Maths:</b> Count in 2's up to 100.</p> <p>Complete Tuesday's section of Master Your Maths (page 6).</p>	<p><b>Maths:</b> Count in 5's up to 100.</p> <p>Complete Wednesday's section of Master Your Maths (page 7).</p>	<p><b>Maths:</b> Count backwards from 50 to 0.</p> <p>Complete Thursday's section of Master Your Maths (page 7).</p>	<p><b>Maths:</b> Play online games to practice using money.  <a href="https://www.topmarks.co.uk/money/toy-shop-money/eur">https://www.topmarks.co.uk/money/toy-shop-money/eur</a>                      If shopping at the weekend, guess how much items cost and then see if you are right!</p>
<p><b>English:</b> Write 'My News' and draw a picture underneath.</p>	<p><b>English:</b> Help an adult to make a meal (e.g. toast, sandwich, tea). Draw or write the steps explaining how you made it.</p>	<p><b>English:</b> Write a list of words with 'ey' and 'ee' sounds (e.g. honey, money, coffee, tree). Write 5 sentences using these words.</p>	<p><b>English:</b> Draw a picture of Spring-time and write any words you know underneath (e.g. lamb, chicks, flowers).</p>	<p><b>English:</b> Listen to a story online and read along with the words.  <a href="https://www.storylineonline.net/">https://www.storylineonline.net/</a></p>
<p>Read a book to somebody at home, or your pet, or teddy, or action figure.</p>	<p>Read a book to somebody at home, or your pet, or teddy, or action figure.</p>	<p>Read a book to somebody at home, or your pet, or teddy, or action figure.</p>	<p>Read a book to somebody at home, or your pet, or teddy, or action figure.</p>	<p>Read a book to somebody at home, or your pet, or teddy, or action figure.</p>
<p>Go on a 2D shape hunt in your house. Make a list of how many circles, squares, triangles, rectangles you can find.</p>	<p>Hide some "treasure" in the house or garden. Draw a map and see if someone else can find it!</p>	<p>Make up your own monster. Draw a picture or write a story about it.</p>	<p><b>Watch Horrid Henry on TG4</b>  <a href="https://www.cula4.com/en/shows/donall-dana/">https://www.cula4.com/en/shows/donall-dana/</a>                      Listen out for words you already know!</p>	<p>Make a card for a grandparent, neighbour, or someone in your family.</p>

How to access “Master Your Maths” Workbook on CJ Fallon:

- Go to <https://www.cjfallon.ie/>
- On the website, this sign should appear. Click on the blue button (“Click here”) to access all workbooks.





- On the dashboard, select **Level:** Primary → **Class:** 2<sup>nd</sup> Class → **Subject:** Maths → **Series:** Master Your Maths → **Title:** Master Your Maths 2 → **Resource:** Online Book. (See picture below).


All Resources

All Resources

Level	Class	Subject	Series	Title	Resource
<input checked="" type="checkbox"/> Primary	<input checked="" type="checkbox"/> 2nd Class	<input checked="" type="checkbox"/> Maths	<input checked="" type="checkbox"/> Master Your Maths	<input checked="" type="checkbox"/> Master Your Maths 2	<input checked="" type="checkbox"/> Online Book

Resources: 1 Reset  20  1

- To view the workbook, click on the eye-shaped symbol under “Actions”. The e-book should now open. You will need to put in your email address to access it.






Class	Subject	Resource Name	Resource Type	File Type	Actions
2nd Class	Maths	Master Your Maths 2	Online Book	Online	

1






- For this week, please complete Week 1 of “Master Your Maths” (pages 6 and 7 – see picture below).

Week 1

Monday

1. It is  o'clock. 
2.  $2 + 5 =$
3.  $3 + 3 =$
4. Colour the rectangle red.  

5.  $9 - 2 =$
6. Colour the even number.  

7. Write the numeral twenty-two.
8. What number comes next?  
 2, 4, 6, 8,
9. Tick the heavier object.  

10. Draw a line to cut 

Tuesday

1. Draw hands on the clock to show 2 o'clock. 
2.  $4 + 4 =$
3. 8 add 1 =
4. Colour the square blue.  

5.  $13 - 6 =$
6. Colour the odd number.  

7. Join the dots. 
8. Write the number shown on the notation board.   

9. What number comes next? 1, 3, 5, 7,
10. Tick the lighter animal. 